



■ Features :

- 2 pole AC inlet IEC320-C8
- Class II power (without earth pin)
- Protections: Short circuit/ Over load/ Over voltage/ Over temp.
- Fix switching frequency and regulation
- LED indicator for power on
- Fully enclosed plastic case
- Topology: Top switch circuit
- Approvals: UL/ CUL/ TUV/ CB/ CE
- 1 year warranty

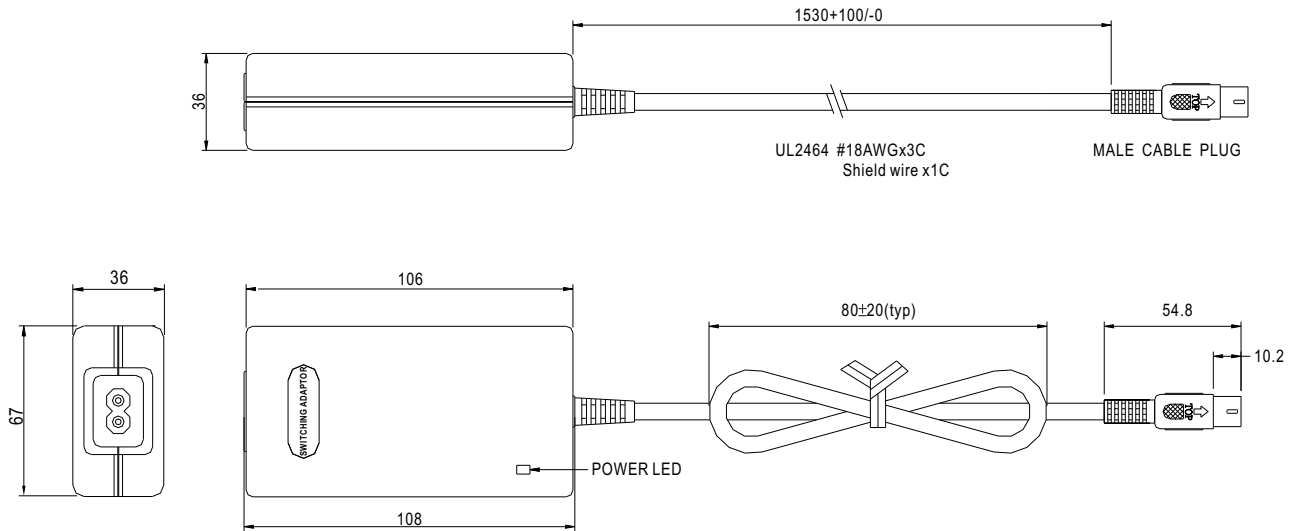


SPECIFICATION

| ORDER NO. | | P25B13-R1B | | P25B14-R1B | | P25B16-R1B | |
|---------------------------|---|---|------------|------------|------------|------------|------------|
| OUTPUT | SAFETY MODEL NO. | PSU25B-13 | | PSU25B-14 | | PSU25B-16 | |
| | DC VOLTAGE Note.2 | 5V | 12V | 5V | 15V | 5V | 24V |
| | RATED CURRENT | 2.5A | 1.0A | 2.5A | 0.8A | 2.5A | 0.5A |
| | CURRENT RANGE | 0.5 ~ 2.5A | 0.1 ~ 1.0A | 0.5 ~ 2.5A | 0.1 ~ 0.8A | 0.5 ~ 2.5A | 0.1 ~ 0.5A |
| | RATED POWER | 25W | | 25W | | 25W | |
| | RIPPLE & NOISE (max.) Note.3 | 50mVp-p | 100mVp-p | 50mVp-p | 100mVp-p | 50mVp-p | 100mVp-p |
| | VOLTAGE ADJ. RANGE | Fixed | | | | | |
| | VOLTAGE TOLERANCE Note.4 | ±5.0% | ±5.0% | ±5.0% | ±5.0% | ±5.0% | ±5.0% |
| | LINE REGULATION Note.5 | ±1.0% | ±1.0% | ±1.0% | ±1.0% | ±1.0% | ±1.0% |
| | LOAD REGULATION Note.6 | ±4.0% | ±4.0% | ±4.0% | ±4.0% | ±4.0% | ±4.0% |
| SETUP, RISE, HOLD TIME | 200ms, 50ms, 16ms at full load | | | | | | |
| INPUT | VOLTAGE RANGE | 90 ~ 264VAC 135~370VDC | | | | | |
| | FREQUENCY RANGE | 47~63Hz | | | | | |
| | EFFICIENCY (Typ.) | 70% | | 72% | | 74% | |
| | AC CURRENT | 0.8A / 100VAC | | | | | |
| | INRUSH CURRENT (max.) | 60A / 230VAC | | | | | |
| LEAKAGE CURRENT (max.) | 0.25mA / 240VAC | | | | | | |
| PROTECTION | OVER LOAD | 115~160% rated output power Protection type : Hiccup mode, recovers automatically after fault condition is removed | | | | | |
| | OVER VOLTAGE | +5V: 110~140% rated output voltage Protection type : Shut down o/p voltage, re-power on to recover | | | | | |
| | OVER TEMPERATURE | IC1Tj135°C Protection type : Shut down o/p voltage, recovers automatically after temperature goes down | | | | | |
| ENVIRONMENT | WORKING TEMP. | 0~+40°C (Refer to output load derating curve) | | | | | |
| | WORKING HUMIDITY | 20%~90% RH non-condensing | | | | | |
| | STORAGE TEMP., HUMIDITY | -20~+85°C 10~95% RH | | | | | |
| | TEMP. COEFFICIENT | ±0.03% / °C (0~50°C) | | | | | |
| | VIBRATION | 10~500Hz, 2G 10min./1cycle, period for 60min. each along X, Y, Z axes | | | | | |
| SAFETY & EMC (Note. 7) | SAFETY STANDARDS | UL1950, CSA22.2, EN60950 Approved | | | | | |
| | WITHSTAND VOLTAGE | I/P-O/P:3KVAC | | | | | |
| | ISOLATION RESISTANCE | I/P-O/P:100M Ohms / 500VDC | | | | | |
| | EMI CONDUCTION & RADIATION | Compliance to EN55022(CISPR22) class B | | | | | |
| | HARMONIC CURRENT | Compliance to EN61000-3-2,3 | | | | | |
| | EMS IMMUNITY | Compliance to EN61000-4-2,3,4,5,6,11, Light industry level, criteria A | | | | | |
| OTHERS | MTBF | 520K hrs min. MIL-HDBK-217F (25°C) | | | | | |
| | DIMENSION | 108*67*36mm (L*W*H) | | | | | |
| | PACKING | 0.3kg; 54pcs/ 20kg/ CARTON | | | | | |
| CONNECTOR | PLUG | Standard type R1B: DIN 5PIN for stock ; Other type available by customer requested | | | | | |
| | CABLE | Standard type UL2464 18AWG*3C shield wire*1C with 5fts length for stock; Other type available by customer requested | | | | | |
| NOTE | <p>1.All parameters are specified at 230VAC input, rated load, 25°C 70% RH. Ambient.</p> <p>2.DC voltage: The output voltage set at point measure by plug terminal & 50% load.</p> <p>3.Ripple & noise are measured at 20MHz by using a 12" twisted pair terminated with a 0.1uf & 47uf capacitor.</p> <p>4.Tolerance: includes set up tolerance, line regulation, load regulation.</p> <p>5.Line regulation is measured from low line to high line at rated load.</p> <p>6.Load regulation is measured from 20% to 100% rated load.</p> <p>7.The power supply is considered a component which will be installed into a final equipment. The final equipment must be re-confirmed that it still meets EMC directives.</p> | | | | | | |

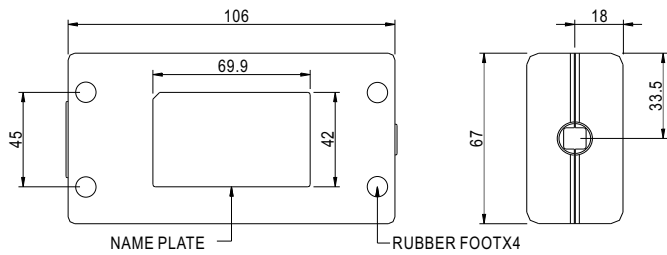
■ Mechanical Specification

Unit:mm



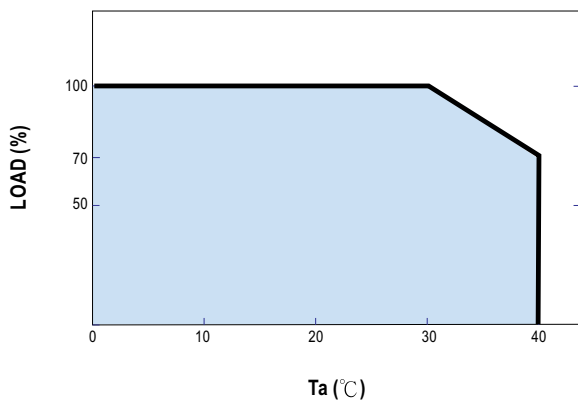
■ Plug Assignment

Standard plug: R1B (option)



| PIN NO | OUTPUT |
|--------|--------|
| 1 | COM |
| 2 | COM |
| 3 | +5VDC |
| 4 | COM |
| 5 | +Vout |

■ Derating Curve



■ Static Characteristics

