



■ Features :

- 3 pole AC inlet IEC320-C14
- Class I power (with earth pin)
- Protections: Short circuit / Overload / Over voltage / Over temp.
- Fully enclosed plastic case
- Fix switching frequency and regulation
- Topology: Top switch circuit
- LED indicator for power on
- Approvals: UL / CUL / TUV / CB / CE
- 1 year warranty

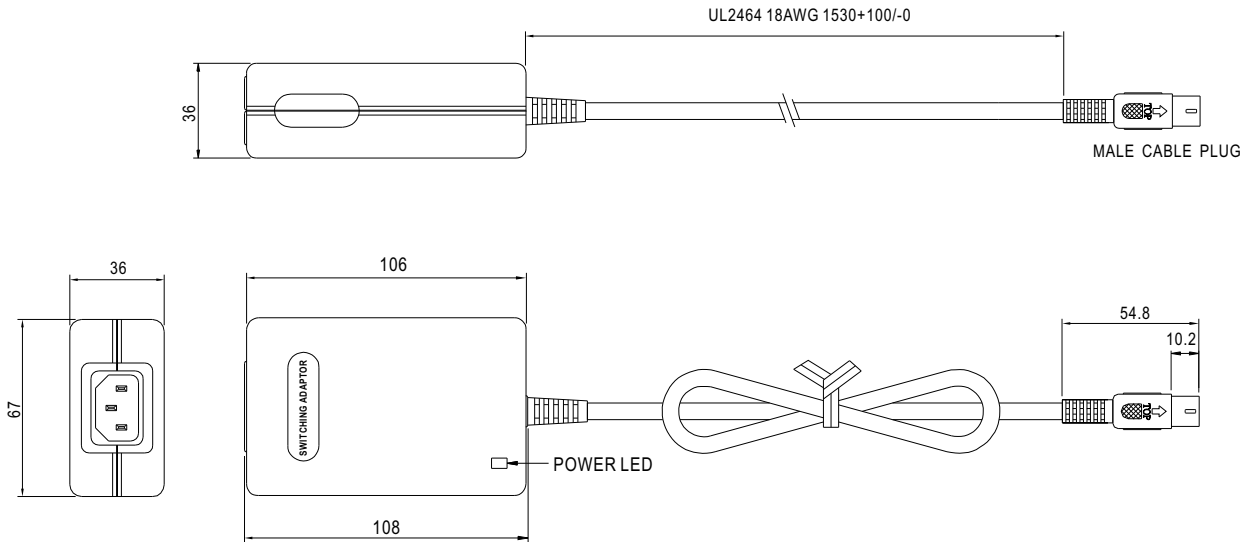


SPECIFICATION

ORDER NO.	P25A13-R1B	P25A14-R1B	P25A16-R1B
OUTPUT	SAFETY MODEL NO.	PSU25A-13	PSU25A-14
	DC VOLTAGE Note.2	5V 12V	5V 15V
	RATED CURRENT	2.5A 1.0A	2.5A 0.8A
	CURRENT RANGE	0.5 ~ 2.5A 0.1 ~ 1.0A	0.5 ~ 2.5A 0.1 ~ 0.8A
	RATED POWER	25W	25W
	RIPPLE & NOISE (max.) Note.3	50mVp-p 100mVp-p	50mVp-p 100mVp-p
	VOLTAGE ADJ. RANGE	Fixed	
	VOLTAGE TOLERANCE Note.4	±5.0% ±5.0%	±5.0% ±5.0%
	LINE REGULATION Note.5	±1.0% ±1.0%	±1.0% ±1.0%
	LOAD REGULATION Note.6	±4.0% ±4.0%	±4.0% ±4.0%
SETUP, RISE, HOLD UP TIME	200ms, 50ms, 16ms at full load		
INPUT	VOLTAGE RANGE	90 ~ 264VAC 135 ~ 370VDC	
	FREQUENCY RANGE	47 ~ 63Hz	
	EFFICIENCY (Typ.)	70%	72%
	AC CURRENT	0.8A / 100VAC	
	INRUSH CURRENT (max.)	60A / 230VAC	
	LEAKAGE CURRENT(max.)	0.75mA / 240VAC	
PROTECTION	OVERLOAD	115 ~ 160% rated output power Protection type : Hiccup mode, recovers automatically after fault condition is removed	
	OVER VOLTAGE	+5V: 110 ~ 140% rated output voltage Protection type : Shut down o/p voltage, re-power on to recover	
	OVER TEMPERATURE	IC1Tj135°C Protection type : Shut down o/p voltage, recovers automatically after temperature goes down	
ENVIRONMENT	WORKING TEMP.	0 ~ +40°C (Refer to output load derating curve)	
	WORKING HUMIDITY	20% ~ 90% RH non-condensing	
	STORAGE TEMP., HUMIDITY	-20 ~ +85°C, 10 ~ 95% RH	
	TEMP. COEFFICIENT	±0.03% / °C (0 ~ 50°C)	
	VIBRATION	10 ~ 500Hz, 2G 10min./1cycle, period for 60min. each along X, Y, Z axes	
SAFETY & EMC (Note. 7)	SAFETY STANDARDS	UL1950, CSA22.2, EN60950-1 Approved	
	WITHSTAND VOLTAGE	I/P-O/P:3KVAC , I/P-FG:1.5KVAC	
	ISOLATION RESISTANCE	I/P-O/P,I/P-FG:100M Ohms / 500VDC / 25°C / 70% RH	
	EMI CONDUCTION & RADIATION	Compliance to EN55022(CISPR22) class B	
	HARMONIC CURRENT	Compliance to EN61000-3-2,3	
	EMS IMMUNITY	Compliance to EN61000-4-2,3,4,5,6,11, Light industry level, criteria A	
OTHERS	MTBF	520K hrs min. MIL-HDBK-217F (25°C)	
	DIMENSION	108*67*36mm (L*W*H)	
	PACKING	0.3kg ; 54pcs/ 20kg/ CARTON	
CONNECTOR	PLUG	Standard type R1B: DIN 5PIN for stock ; Other type available by customer requested	
	CABLE	Standard type UL2464 18AWG*3C shield wire*1C with 5fts length for stock; Other type available by customer requested	
NOTE	<p>1.All parameters are specified at 230VAC input, rated load, 25°C 70% RH ambient. 2.DC voltage: The output voltage set at point measure by plug terminal & 50% load. 3.Ripple & noise are measured at 20MHz by using a 12" twisted pair terminated with a 0.1uf & 47uf capacitor. 4.Tolerance: includes set up tolerance, line regulation, load regulation. 5.Line regulation is measured from low line to high line at rated load. 6.Load regulation is measured from 20% to 100% rated load. 7.The power supply is considered a component which will be installed into a final equipment. The final equipment must be re-confirmed that it still meets EMC directives.</p>		

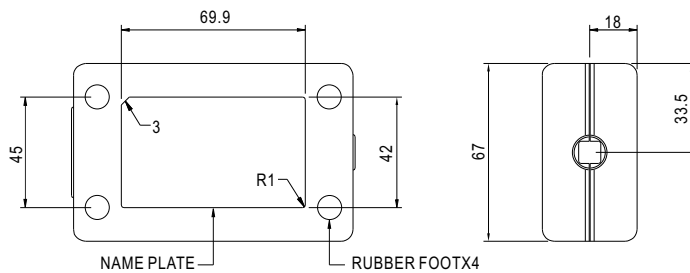
Mechanical Specification

Unit:mm



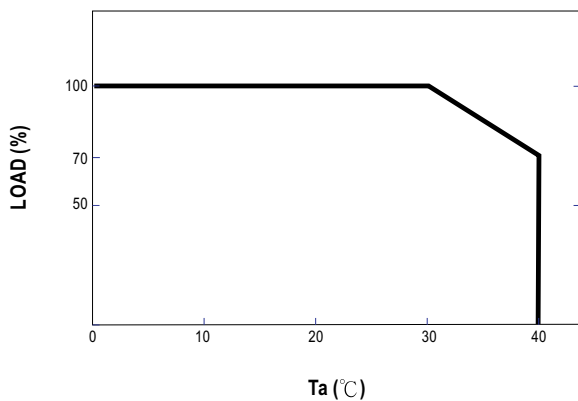
Plug Assignment

Standard plug: R1B (option)



PIN NO	OUTPUT
1	COM
2	COM
3	+5VDC
4	COM
5	+Vout

Derating Curve



Static Characteristics

